


How to Clean Safeguard Anti-Slip Products

Extend the life of your Safeguard products by following these essential tips.

Cleaning Best Practices

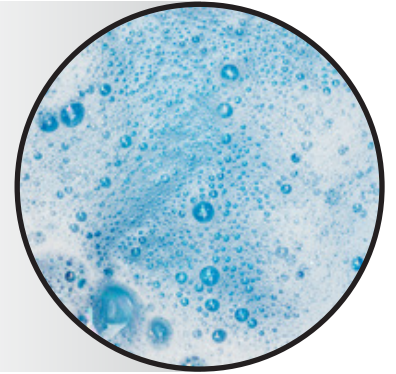


Tools

Stiff bristle brush with hard plastic bristles

Cleaning Agents

Mild detergent like Dawn dish soap + Warm water



Technique


1. Remove loose debris with brush.
2. Apply detergent.
3. Dip brush in warm water and scrub surface until caked-on debris is loosened.
4. Rinse surface clean with water.
5. Repeat as needed.

Frequency

Clean regularly trafficked areas at least once per month.

Low-trafficked areas should be cleaned yearly or bi-yearly.

Facilities with oily, muddy, or greasy environments, such as those within foodservice and manufacturing, should adhere to more regular cleaning regimens.



Answers to Common Cleaning Questions

Q: How can you tell whether an anti-slip product needs to be cleaned or replaced?

A: Check the condition of the grit along the edges of the product to understand the grit's true condition. If not cleaned regularly, grit on other areas of the product may be caked in excessive debris, diminishing the effectiveness of the grit surface. If the grit surface isn't worn down, cleaning should make the product fully functional again.

Q: Can Safeguard anti-slip products be steam cleaned or pressure washed?

A: Yes, but steam cleaning temperatures greater than 300 degrees Fahrenheit can bubble and discolor product surfaces. When using high-pressure hoses or washers, start with the lowest setting. High-pressure streams can remove grit and the sealants used along a product's edges.

Q: Why are mild detergents and bristle brushes with plastic bristles preferred for cleaning Safeguard anti-slip products?

A: Mild detergents work better than many commercial degreasers and won't destroy or discolor the product like degreasers and solvents. Wire brushes should be avoided because they can damage product surfaces. Mops should never be used because they will catch on surface grit and leave fibers behind.

Q: Can cleaning restore a product's faded color?

A: In almost every instance, experiencing less-than-full color is a result of environmental factors involving exposure to ocean air or minerals. In these instances, cleaning the product with something like Simple Green All-Purpose Cleaner will restore color almost every time. On the rare occasion that basic cleaning does not do the job, please contact us for additional cleaning recommendations so we can address your specific situation.

Q: How should you remove snow and ice from Safeguard anti-slip products?

A: Always use plastic shovels and bristle brushes to remove snow and slush. Metal shovels and wire brushes will damage the product's surface. De-icing products can be used, but they should be swept away once the ice and snow have melted.



**Have Questions?
We Have Answers.**

CONTACT SAFEGUARD TODAY