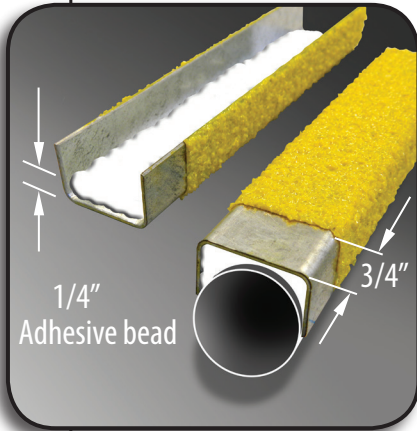


Anti-Slip Hi-Traction® INSTALLATION DIAGRAMS

For Safeguard® Ladder Rung Covers

Ladder Rung Cover Installation using Adhesive (See reverse side for Tack Welding or Screws)

Stainless and
Galvanized Steel




FRP
Half Round



FRP Channel



Safeguard carries the Sika line of adhesives. Sikaflex®-252 is a 1-component, moisture cured, polyurethane adhesive with extremely high thixotropy and high strength.





Anti-Slip Hi-Traction® INSTALLATION DIAGRAMS

For Safeguard® Ladder Rung Covers

Ladder Rung Cover Installation using Tack Welding or Screws

Stainless and
Galvanized Steel



Mechanical Fasteners

Self tapping screws
can be used alone
or with adhesive
on hollow
rungs



ATTENTION:



Reduce the speed of your pneumatic air tools to prevent thread galling and bolt snapping while installing saddle clips.

We recommend using a #2 Phillips screwdriver or adaptor when installing to avoid head stripping.

The use of a thread lubricant is also recommended to reduce heat and assist in a smooth installation of this product.

**SAFEGUARD
TECHNOLOGY**
Leading Manufacturer of Anti-Slip Safety Products

SAFEGUARD TECHNOLOGY INC.

330.995.5200 | 800.989.1695 Toll-Free in the U.S. and Canada

Email: info@safeguard-technology.com

www.safeguard-technology.com

© Copyright 2016 SAFEGUARD TECHNOLOGY INC.
SAFEGUARD® Covers, Hi-Traction®, HiGlo-Traction®, and
Roll-Traction® are registered trademarks of SAFEGUARD
Technology Inc. REV2_122115